



**TEXAS**  
**INTERNATIONAL HOMEBUYERS**  
**REPORT**

---

**2019 Edition**

## **ABOUT THE *TEXAS INTERNATIONAL HOMEBUYERS REPORT***

The *Texas International Homebuyers Report* is based on survey data from the 2019 Profile of International Home Buying Activity by the National Association of REALTORS®, the 2013-2017 American Community Survey by the U.S. Census Bureau, the 2017 Yearbook of Immigration Statistics by the Department of Homeland Security and the 2019 edition of the Commercial Real Estate International Business Trends. Texas REALTORS® distributes insights about the Texas housing market each month, including quarterly market statistics, trends among homebuyers and sellers, luxury home sales, condominium sales and more. To view the current *Texas International Homebuyers Report* in its entirety, visit [texasrealestate.com](http://texasrealestate.com).

## **ABOUT TEXAS REALTORS®**

With more than 130,000 members, Texas REALTORS® is a professional membership organization that represents all aspects of real estate in Texas. We are the advocate for REALTORS® and private property rights in Texas. Visit [texasrealestate.com](http://texasrealestate.com) to learn more.

### **MEDIA CONTACT**

Hunter Dodson  
Pierpont Communications  
[hdodson@piercom.com](mailto:hdodson@piercom.com)  
512.448.4950

## EXECUTIVE SUMMARY

International homebuyer activity added \$7.8 billion to the Texas economy from April 2018 to March 2019, according to the *Texas International Homebuyers Report* released today by Texas REALTORS®.

Texas ranked third in the nation for homes sold to international buyers, behind Florida and California. Texas accounted for 10% of all homes purchased by international homebuyers in the United States, with 18,310 home sales out of 183,100 nationwide. The U.S. saw a 31% decrease in the number of foreign buyer purchases compared to the last reporting period.

Texas was particularly popular with buyers from Mexico and India. Of all homebuyers from Mexico, 28% purchased a home in Texas. The next closest state, California, had 10% of the total homebuyers from Mexico. Among buyers from India, 13% chose Texas—just behind first-place Florida, with 14%.

On the commercial side of real estate, Texas is the third-most popular destination for buyers who work with REALTORS®, according to the 2019 *Commercial Real Estate International Business Trends* report from the National Association of REALTORS®. Dallas was the fifth-most popular U.S. market for commercial real estate purchased by international buyers with a dollar volume of \$2.9 billion, and Houston was ninth at \$2.2 billion.

Texas is seen as a solid state for investments due to its strong economy, business environment and large metropolitan areas. Investors are interested in residential and commercial real estate in Texas where they can deploy their resources to make an attractive return. Specifically, international investors are looking at Texas for large-scale investments in subdivisions and master planned communities.

The world continues to see Texas as a strong environment for international real estate investment opportunities. Whether international buyers are seeking to purchase large-scale properties or single-family homes, they can count on Texas REALTORS® to help them find the right home or property.

## INTERNATIONAL HOMEBUYERS VOLUME: TEXAS VS. OTHER STATES

### Texas



**\$7.8 billion**

Texas accounted for 10% of all dollar volume in homes purchased by international buyers



**18,310 sales**

Texas accounted for 10% of all international home purchases in the U.S.

### U.S.



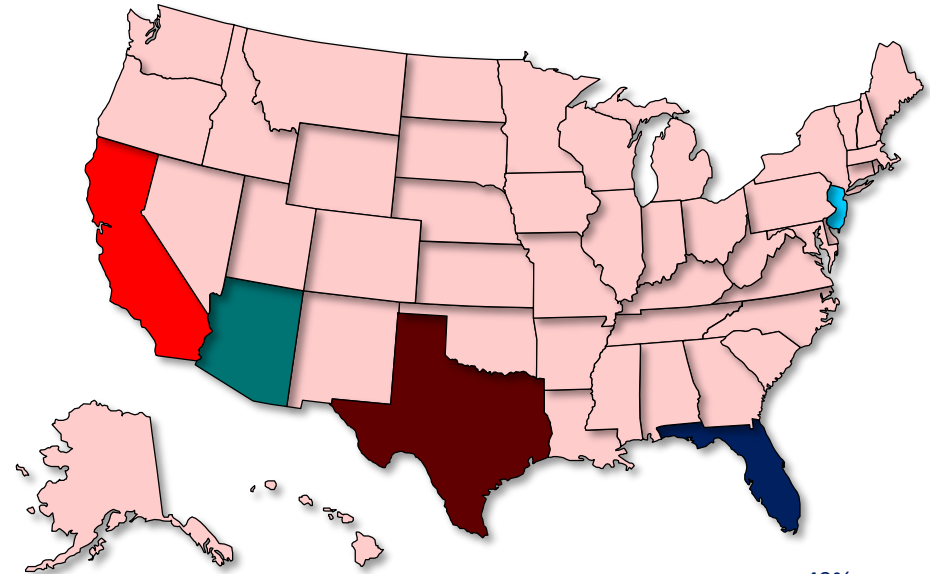
**\$78 billion**

International homebuyers total dollar volume decreased 36% in the U.S.

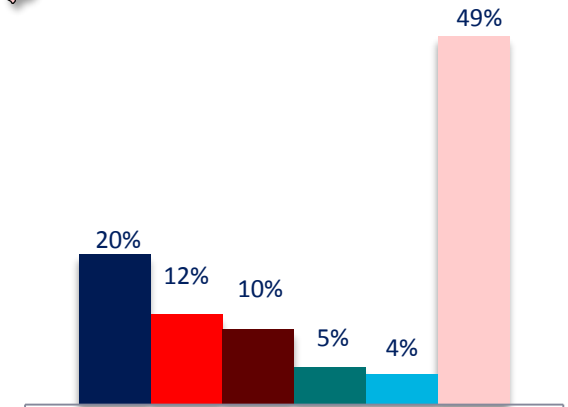


**183,100 sales**

International home purchases decreased 31% in the U.S.



- Florida
- California
- Texas
- Arizona
- New Jersey
- Rest of U.S.



Share of Home Purchases by International Homebuyers

## TOP MSAs FOR IMMIGRATION IN TEXAS



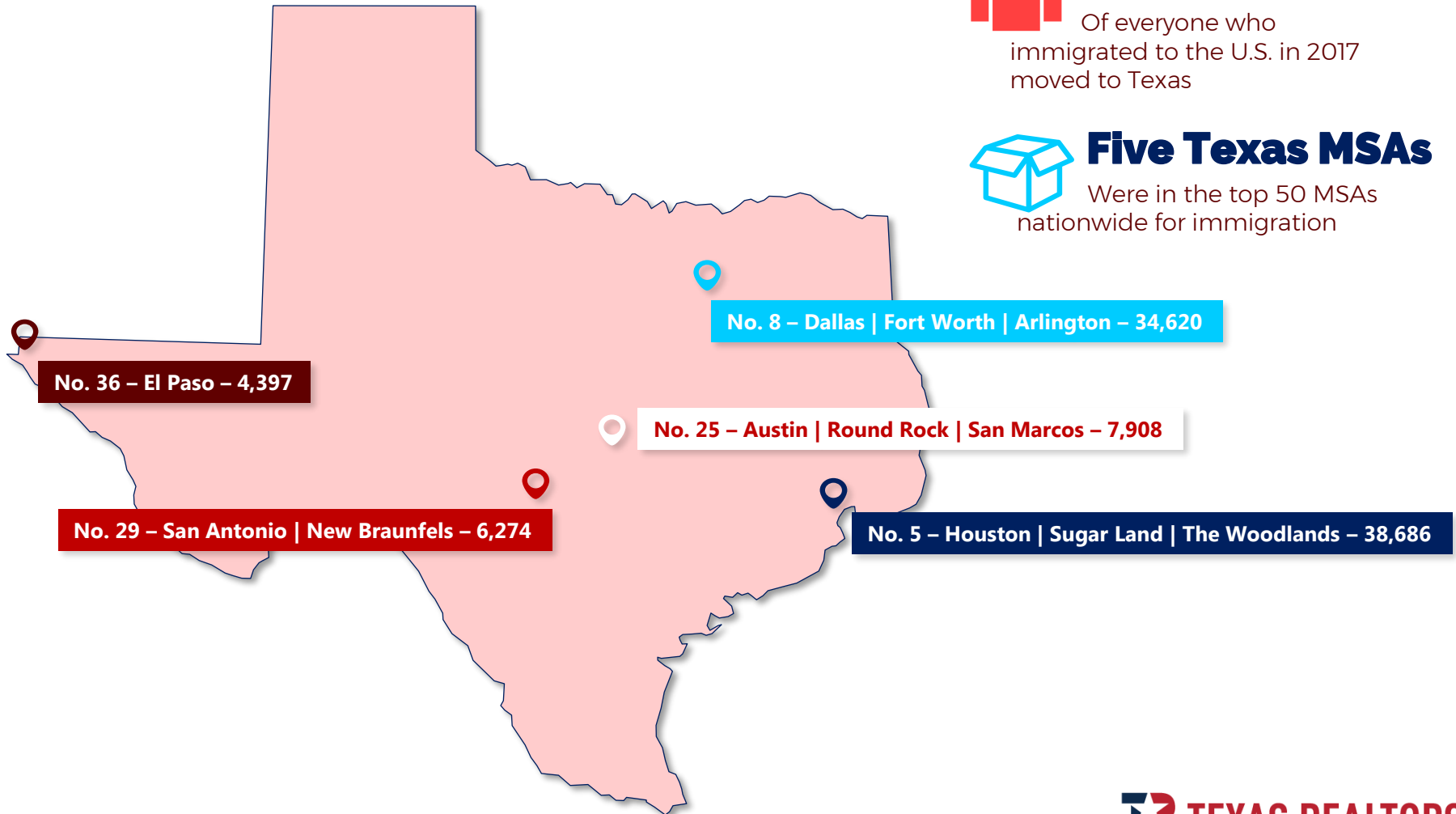
**9.7%**

Of everyone who immigrated to the U.S. in 2017 moved to Texas

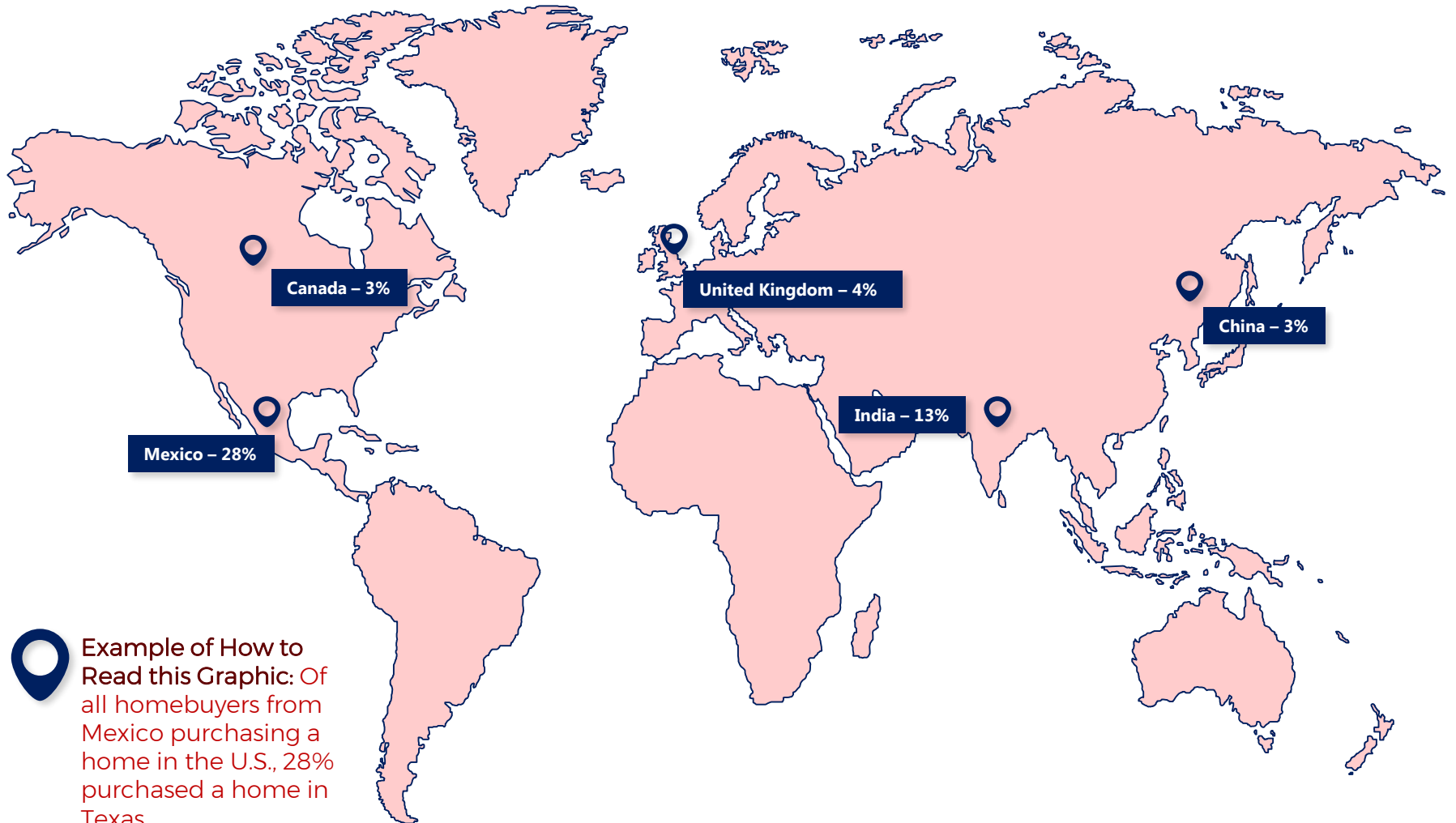


**Five Texas MSAs**

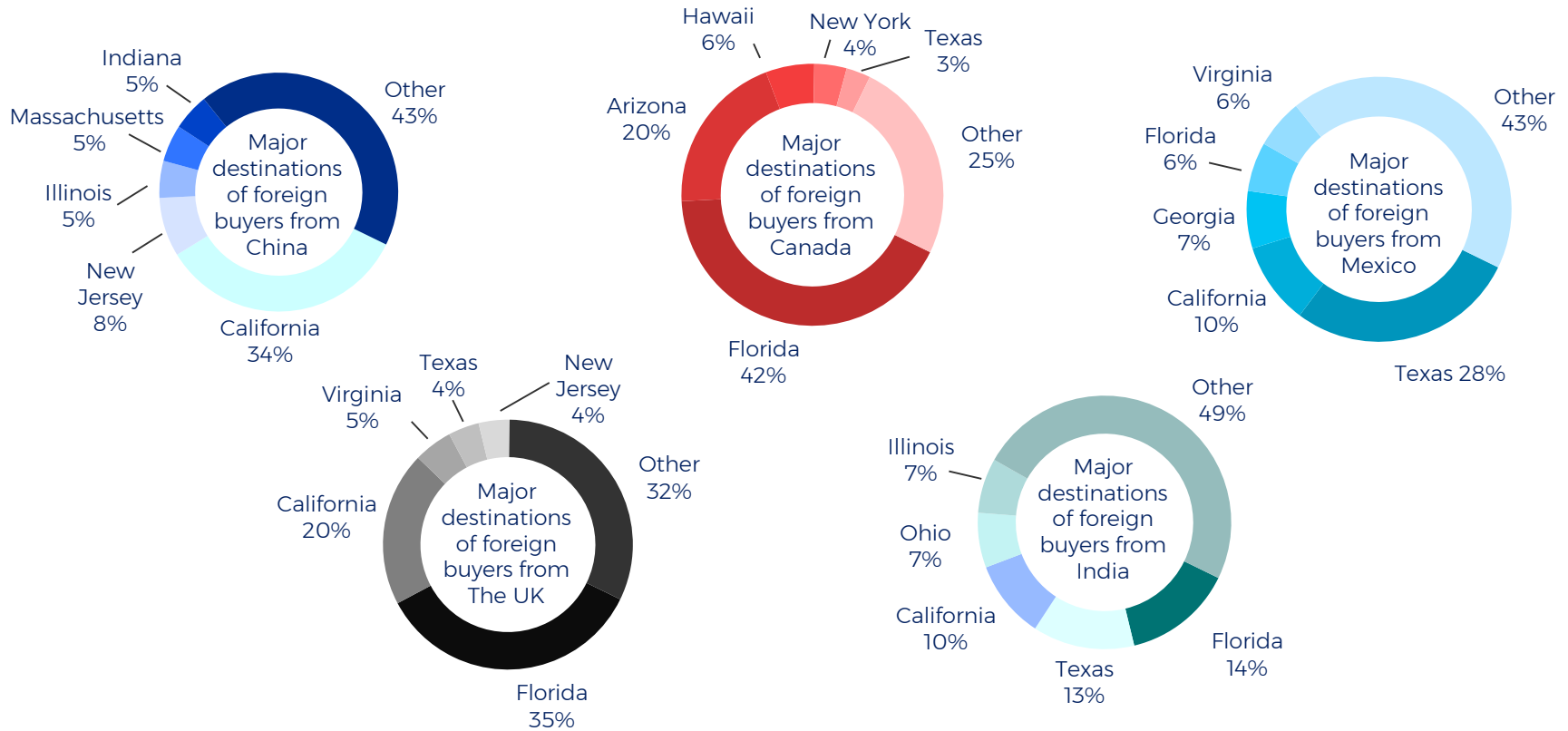
Were in the top 50 MSAs nationwide for immigration




## WHERE INTERNATIONAL HOMEBUYERS IN TEXAS ARE COMING FROM



## TOP COUNTRIES FOR INTERNATIONAL HOMEBUYERS VOLUME

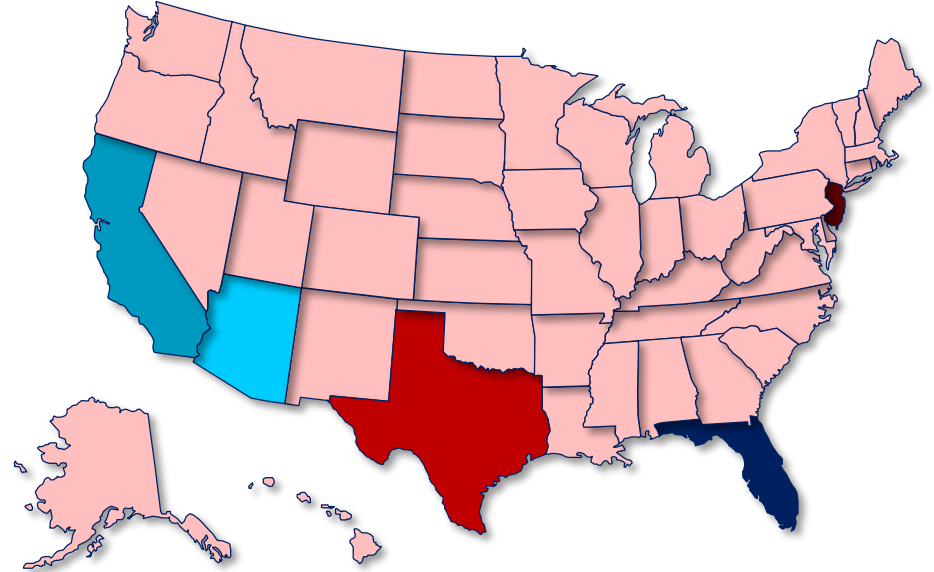
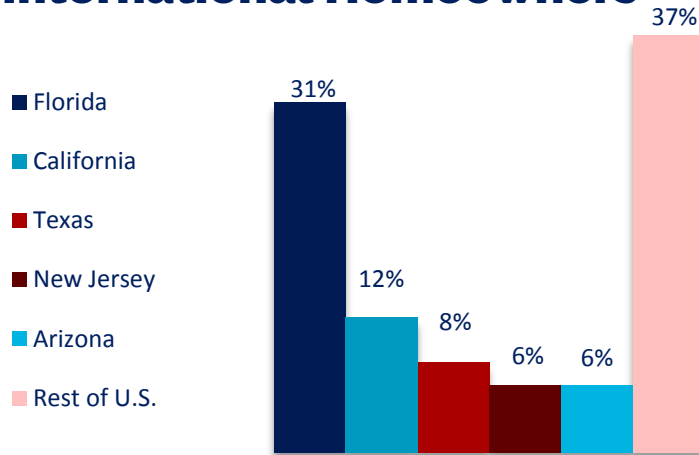


## Origin of International Homebuyers in the U.S.



## INTERNATIONAL HOME SELLERS

### Share of Homes Sold by International Homeowners



### Origin of International Home Sellers in the U.S.

